

STUCCO SB30 + CT90

Technical and Environmental Sheet

NAME:	STUCCO SB30 + CT90
TYPE:	Filling bi-component stucco
USE:	to be used to grout the joints between one tile and another or in case of chapping and holes, before applying Meteore 12 or Meteore 14 Grosso or Medio in Valpaint I-BETON and E-VOLUTION systems
TECHNICAL DATA	specific weight: 1.165 ± 30 gr/LT at 20°C (ISO 2811-1)
	viscosity: 17500 cps (EN ISO 2555)
	yield : according to consumption (based on the width and thickness of the element to be grouted)

For the joints between tiles, see Table 1 (the values vary according to the size of the joint and the tile, and have been measured on a smooth tile; they are indicative values and may vary based on the porosity and irregularity of the substrate.)

ESCAPE DIMENSIONS [mm] height x width	CONSUMPTION * [kg / m] on smooth tile	THEORETICAL YIELD ** [M2 / kg] on smooth tile, size [mm]:					
		100x100	200x200	300x300	400x400	500x500	600x600
1x1 	0,006	8,33	16,7	20,8	33,3	41,7	41,7
1x2 	0,008	6,25	12,5	15,6	25	31,2	31,2
1x3 	0,0098	5,13	10,26	12,8	20,41	25,5	25,5
2x1 	0,008	6,25	12,5	15,6	25	31,2	31,2
2x2 	0,0083	6,06	12,5	15,1	25	30,3	30,3
2x3 	0,0096	5,26	10,52	13	20,8	26,1	26,1
3x1 	0,0129	3,85	7,7	9,7	15,4	19,4	19,4
3x2 	0,0204	2,45	4,9	6,1	9,8	12,25	12,25
3x3 	0,0306	1,64	3,28	4,1	6,54	8,17	8,17

Table 1 - Consumption and theoretical yield for grouting tiles

* Consumption is expressed in kg per linear meter of leakage [kg / m] to be filled with STUCCO SB30 + CT90.

** the theoretical yield is expressed in m2 of tiled surface applicable with one kg of STUCCO SB30 + CT90; this varies according to the size of the tile.

DRYING TIME:




CHARACTERISTICS AND RESISTANCE

ENVIROMENTAL PERFORMANCES

colours: turquoise
packaging: Kit of kg. 0,4
on the surface: = = =
overpainting : 24 hours at 20°C

High thixotropic for filling the joints between tiles, for any cracks or holes and for leveling surfaces.

Thanks to its epoxy nature, Stucco SB30 + CT90 allows grouting even in all those points where a high seal is required and where you want to obtain a product that, once catalyzed, is similar to ceramic

PERFORMANCES	STANDARD	VALUE	BRAND
ABSENCE OF DANGEROUS SUBSTANCES	-	FREE	
FORMALDEHYDE ISSUE RATE, X	JIS A 1902-3	X < 0.005 mg/m ² h F*****	
VOC On product to use	Directive 2004-42-CE	max 135 g/L (Ue Limit 500 g/L 2010) S/j Cat.	

PREPARATION OF THE PRODUCT:

dilution: to be catalyzed with CT90. Mix very well with a spatula, making sure that the material attached to the walls of the jar flows into the center to be well mixed. The application should be done immediately after mixing, and within 1 hour at 20 ° C (pot-life). The pot-life can decrease significantly as the temperature increases, therefore it is good practice when applying the product, check that the viscosity has not increased and that the jar has not warmed up. If these circumstances occur, it is advisable not to apply the product but catalyze more spatula

APPLICATION:

system:
coats: 1

APPLICATION CYCLE:

For the joints between one tile and the other or in case of cracks and holes, grout with Stucco SB30 + CT90 before proceeding with Meteore 12 or Meteore 14 Grosso or Medio in Valpaint I-BETON and Valpaint E-Volution systems.

Application temperature: superior to +15°C and below +30°C..

The can of non-catalyzed product must be immediately closed to avoid the absorption of humidity and carbon dioxide

Storage: in a well closed can, even after use, at a temperature superior to +10°C and below +30°C..

Stabilty: 2 years if can is tightly closed, and never opened.

NOTES:

Mix carefully the product before use. Wash the tools soon after use with water and soap.

Technical Sheet n° SC 00296 issued by the Control Responsible Department
Edition n° 3 November 2020