

METEORE 10

Technical and Environmental Data Sheet

NAME:

METEORE 10

TYPE:

natural water-based coating for interiors and exteriors, designed to reproduce the marbled effect, the concrete effect and the plaster effect in the various variants.

USE:

water based decoration paint for indoor and outdoor use

TECHNICAL DATA

specific weight: 1.580 ± 30 gr/LT at 20°C

viscosity: 15000 cps

yield : 1 - 1,5 m²/LT one coating on a smooth surface for Compact Cement Effect, Vintage Cement Effect, Large Cement Effect, Slim Cement Effect, Ground Cement Effect, and Marble Cement Effect.

1,4 - 1,6 m²/LT two coatings on a smooth surface for Compact Cement Effect, Large Cement Effect, Slim Cement Effect, Ground Cement Effect, and Marble Cement Effect.

1.4 - 1.6 m² / LT one coating on smooth support for Civil Plaster Effect.

2,2 – 2,6 m²/LT two coatings on smooth surface for Plaster Brushed Effect

2,5-3,0 m²/LT one coating on a smooth surface for Scored Effect

(it may vary according to the roughness, porosity and surface absorption and to the method of application)

aesthetic effect: satined textured product for a cement effect

colours: colours from the catalogue

packaging: LT. 1 - LT. 4-LT.12-

on the surface: 3-4 hours at 20°C

overpainting : 24 hours at 20°C

below the 28 hours at 20°C

painting:


It hardens completely after 28 days, depending on temperature.

Once the product has hardened completely, a breathable film develops which offers good resistance to knocks and normal abrasion.





Surfaces treated with Meteore 10 should not be immediately exposed to atmospheric agents to avoid staining and re-surfacing of the lime. It is always advisable to protect the work done outside for at least 48 to 72 hours from sun, fog or heavy rain.

DRYING TIME:

CHARACTERISTICS AND RESISTANCE:

PERFORMANCES	STANDARD RULE	VALUE	BRAND
REACTION TO FIRE	UNI EN 13501-1	A1Classe (NOT FLAMMABLE)	EN 13501-1  FIREPROOF

ENVIRONMENTAL PERFORMANCES

PERFORMANCES	STANDARD RULE	VALUE	BRAND
EMISSION OF INDOOR POLLUTING SUBSTANCES R	ISO 16000	TVOC < 1 mg/m ³ A+ Class	
ABSENCE OF DANGEROUS SUBSTANCES	-	FREE	
FORMALDEHYDE ISSUE RATE, X	JIS A 1902-3	X < 0.005 mg/m ² h F****	
VOC on product to use	Directive 2004-42-CE	max 6,4 g/L (UE Limite 200 g/L) A/1 Cat.	

PREPARATION OF THE PRODUCT: APPLICATION:

APPLICATION CYCLE

dilution: ready to use except for Effect Scored Cement which is to be diluted with water
system: Stainless steel trowel, brush and roller
coats: 1-2

Apply Meteore 10 with a PV 43 stainless steel plastering trowel and finish while still wet with the tools required for the effect you wish to obtain. Allow to dry for 24 hours at 20°C, then decorate with C100 Over finish. To highlight joints and give an effect which reflects the textures of cement casting forms, use Valpaint Pixel Pens, then finish with C100 Over finish. Once the coat of C100 Over has dried, you can apply the indelible Pixel Pen again, to emphasize the joints if you wish to do so. Meteore 10 can be finished with a variety of effects.

1) Compact cement.

Dilution: to obtain this finish, do not dilute Meteore 10 or C100 Over.
Coverage: Meteore 10, around 1 l per 1 - 1.5 sq.m., one coat over a smooth surface; C100 Over, around 1 l per 4 - 5 sq.m., one coat.

2) Large cement.

Dilution: to obtain this finish, do not dilute Meteore 10 or C100 Over.
Coverage: Meteore 10, around 1 l per 1 - 1.5 sq.m., one coat over a smooth surface; C100 Over, around 1 l per 4 - 5 sq.m., one coat

3) Slim cement. **Dilution:** to obtain this finish, do not dilute Meteore 10; C100 Over should be diluted 10% with water. **Coverage:** Meteore 10, around 1 l per 1 - 1.5 sq.m., one coat over a smooth surface; C100 Over, around 1 l per 4 - 5 sq.m., one coat.

4) Ground cement.

Dilution: to obtain this finish, do not dilute Meteore 10 or C100 Over.
Coverage: Meteore 10, around 1 l per 1 - 1.5 sq.m., one coat over a smooth surface; C100 Over, around 1 l per 4 - 5 sq.m., one coat.

5) Scored cement.

Dilution: to obtain this finish, dilute Meteore 10 with 100 ml water per litre; C100 Over should be diluted 10% with water. **Yield:** Meteore 10, around 1 l per 2 - 2.5 squ.m., one coat over a smooth surface; C100 Over, around 1 l per 2.5 - 3 squ.m., one coat.

6) Marbling Effect: Apply Meteore 10 to the entire wall, with the PV 44 stainless trowel. Next, while the product is still wet, run the PV 105 brush over the surface to create irregular, undulating grooves running obliquely from top to bottom and vice versa.

After 30 - 40 minutes at 20°C, spray the wall with water, again in strips, using the PV 106 spray. This will make it easier to smooth on Meteore 10 with the PV 44 stainless trowel.

After 24 hours at 20°C, decorate with a compact sponge, using Sabulador Soft finish. The first two coats should cover fully, leaving 4 hours at 20°C between each coat.

The next coat of Sabulador Soft should be applied, once again covering the entire surface, but then removed using the sponge after it has been rinsed in water and thoroughly squeezed.

The colour should be removed by swiping once or more times to create the nuances you like on the smoothest part of the surface. Similarly, the marbled effect is created by leaving different shades of colour in the notched veins.

If a fourth coat is to be applied, i.e. the third colour of Sabulador Soft, it should be applied in all of the notched veins, or around them, creating nuances using the sponge after it has been rinsed in water and thoroughly squeezed. Sabulador Soft should be diluted 20-30% with water. **Yield:** Meteore 10 approximately LT. 1 for 1 - 1.5 square meters a coat on a smooth support; Sabulador Soft about LT. 1 for 14 - 16 sqm two covering coatings.

7) Venetian Plaster Effect: apply two coats of Meteore 10 using the PV 43 Stainless Steel Trowel with irregular strokes in all directions. Wait 8 hours at 20°C before applying the second coat and, with the product still wet, work the surface using the stainless steel trowel with irregular strokes until you achieve the desired level of finishing. **Yield:** Meteore 10 approximately for 1 L for 1,4-1,6 m² (equals to 1,1-0,9 Kg/m²) two coatings on smooth surfaces.

8) Venetian Plaster with Scales Effect: to enrich the surface with natural fragments, you can add the Natural Scales Additive to Meteore 10, already coloured and well-mixed, in the following quantities: 0.040 l for 1 l of METEORE 10, or 0.160 l for 4 l and 0.480 l for 12 l of Meteore 10.

Yield: Meteore 10 approximately for 1 L for 1,4-1,6 m² (equals to 1,1-0,9 Kg/m²) two coatings on smooth surfaces.

9) Civil Plaster Effect: apply a coat of Meteore 10 using Stainless Steel Trowel PV 43, leaving a thickness of about 2 mm of product. After covering a surface of 1 - 2 square meters, go over the support again, always using the Trowel, and with strokes nearby, one to the other, to obtain a peel effect. After 20 - 30 minutes at 20 ° C, when the Meteore 10 is getting dried, spray the water with the Spray PV 106, to facilitate the smoothing of the support always with the Stainless Steel Trowel. **Yield:** Meteore 10 approximately for 1 L for 1,4-1,6 m² (equals to 1,1-0,9 Kg/m²) one coating on smooth surfaces.

page 3 of 4

SC 00261

10) Brushed Plaster Effect: dilute Meteore 10 with 320 ml of water for 1 l. Apply two coats using the PV 09 Brush with irregular stokes in all directions, without leaving any excess product. Wait 8 hours at 20°C before applying the second coat

Yield: Meteore 10 approximately for 1 L for 2,2-2,6 m² (equals to 0,7-0,6 Kg/m²) two coatings on smooth surfaces.

Protection: Meteore 10, Sabulador Soft and C100 Over are slightly resistant to washing. To make the surface of Meteore 10 Cement Effect or Meteore 10 Marbling Effect even more water resistant, apply Finish V 18 Gloss or Matt transparent protective coating (roller, brush or spray) after leaving to dry for 24 hours at 20°C. Apply one or two coats of Finish V 18, depending on the degree of water resistance you wish to obtain. Allow the first coat to dry for 4 hours at 20°C before applying the second.

N.B.: Before proceeding, please watch the video tutorial for the effect you wish to obtain

Application temperature: between +10°C and +30°C.

Storage: make sure that the tin is tightly closed, even after use, and store at a temperature between +10°C and +30°

Shelf life: approximately 1 year, if well sealed and never opened

NOTES:

Mix carefully the product before use. Wash the tools soon after use with water and soap.

Technical Sheet n° SC 00261 issued by the Control Responsible Department

Edition n° 9

March 2020