

C100 OVER

Technical Sheet

NAME:
TYPE:
USE:
TECHNICAL DATA

C100 OVER

Satined paint with a cement effect
water based decoration paint for indoor use

specific weight: 1.010 ± 30 gr/LT at 20°C
viscosity: 3000 cps.
yield : 4 – 5 m²/LT one coating (it may vary according to the roughness, porosity and surface absorption and to the method of application)
2 – 2,5 m²/LT one coating on a smooth surface (it may vary according to the roughness, porosity and surface absorption and to the method of application)

aesthetic effect:

The product simulated all the shades of the cement

colours:

colours from the catalogue

packaging:

LT. 1 - LT. 2,5 - LT.5-

on the surface:

2 hours at 20°C

overpainting :

5-6 hours at 20°C

below the painting:

24hours at 20°C






DRYING TIME:

CHARACTERISTICS AND RESISTANCE:

It hardens completely after 28 days, depending on temperature.

Once the product has hardened completely, a breathable film develops which offers good resistance to knocks and normal abrasion.

ENVIROMENTAL PERFORMANCES

PERFORMANCES	STANDARD RULE	VALUE	BRAND
REACTION TO FIRE	UNI EN 13501-1	Class A1 (NOT FLAMMABLE)	EN 13501-1  FIREPROOF
EMISSION OF INDOOR POLLUTING SUBSTANCES R	ISO 16000	TVOC < 1 mg/m ³ A+ Class	
ABSENCE OF DANGEROUS SUBSTANCES	-	FREE	
FORMALDEHYDE ISSUE RATE , X	JIS A 1902-3	X < 0.005 mg/m ² h F****	
VOC on product to use	Directive 2004-42-CE	max 6,4 g/L (UE Limie 200 g/L) A/1 Cat.	

PREPARATION OF THE SURFACE:

Make sure that the surface is stable and remove any impurities. Eliminate any old flaky or crumbling paint and wash with an appropriate soap. Then plaster the surface where necessary and apply a fixative after the plaster has dried. Apply PRIMER 1200 with a felt roller, brush or spray. After 6 hours at 20°C, apply METEORE 10 and finish with C100 Over

APPLICATION:

system: Stainless steel trowel , rubber spatula brush , roller

coats: 1

APPLICATION CYCLE

Allow to dry Meteore 10 for 24 hours at 20°C, then decorate with C100 OVER finish. To highlight joints and give an effect which reflects the textures of cement casting forms, use VALPAIN^T PIXEL PENS, then finish with C100 OVER finish Once the coat of C100 OVER has dried, you can apply the indelible PIXEL PEN again, to emphasize the joints if you wish to do so. METEORE 10 can be finished with a variety of effects.

1) Compact cement.

Dilution: to obtain this finish, do not dilute METEORE 10 or C100 OVER.

Coverage: METEORE 10, around 1 l per 1 - 1.5 sq.m., one coat over a smooth surface; C100 OVER, around 1 l per 4 - 5 sq.m., one coat.

2) Vintage Cement Effect

Dilution: to obtain this finish, do not dilute METEORE 10 or C100 OVER.

Coverage: METEORE 10, around 1 l per 1 - 1.5 sq.m., one coat over a smooth surface; C100 OVER, around 1 l per 4 - 5 sq.m., one coat

3) Large cement.

Dilution: to obtain this finish, do not dilute METEORE 10 or C100 OVER.

Coverage: METEORE 10, around 1 l per 1 - 1.5 sq.m., one coat over a smooth surface; C100 OVER, around 1 l per 4 - 5 sq.m., one coat

4) Slim cement. Dilution: to obtain this finish, do not dilute METEORE 10;

C100 OVER should be diluted 10% with water. **Coverage:** METEORE 10, around 1 l per 1 - 1.5 sq.m., one coat over a smooth surface; C100 OVER, around 1 l per 4 - 5 sq.m., one coat.

5) Ground cement.

Dilution: to obtain this finish, do not dilute METEORE 10 or C100 OVER.

Coverage: METEORE 10, around 1 l per 1 - 1.5 sq.m., one coat over a smooth surface; C100 OVER, around 1 l per 4 - 5 sq.m., one coat.

6) Scored cement.

Dilution: to obtain this finish, dilute METEORE 10 with 100 ml water per litre;

C100 OVER should be diluted 10% with water. **Coverage:** METEORE 10, around 1 l per 2 - 2.5 sq.m., one coat over a smooth surface; C100 OVER, around 1 l per 2.5 - 3 sq.m., one coat.

6) Scored cement.

Dilution: to obtain this finish, dilute METEORE 10 with 100 ml water per litre;

C100 OVER should be diluted 10% with water. **Coverage:** METEORE 10, around 1 l per 2 - 2.5 sq.m., one coat over a smooth surface; C100 OVER, around 1 l per 2.5 - 3 sq.m., one coat.

N.B.: Before proceeding, please watch the video tutorial for the effect you wish to obtain

SC 00262

Application temperature: between +10°C and +30°C.

Storage: make sure that the tin is tightly closed, even after use, and store at a temperature between +10°C and +30°

Shelf life: approximately 1 year, if well sealed and never opened

NOTES:

Mix carefully the product before use. Wash the tools soon after use with water and soap.

Technical Sheet n° SC 00262 issued by the Control Responsible Department

Edition n° 3

June 2019